




EoL

END OF LINE

3600HS HIGH SPEED LARGE CASE & TRAY PACKER



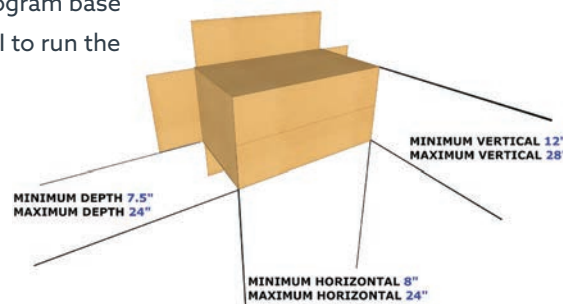
The fastest large case and tray packer

The 3600HS provides world-class high speed large case and optional tray packing for tissue and nonwoven industries at a rate of up to 26 cases per minute. The flexibility of handling a variety of case sizes allows you to use one fully integrated machine for all products. Its multi-servo design allows you to complete tool-less set up and product changeovers in minutes, not hours to reduce downtime.

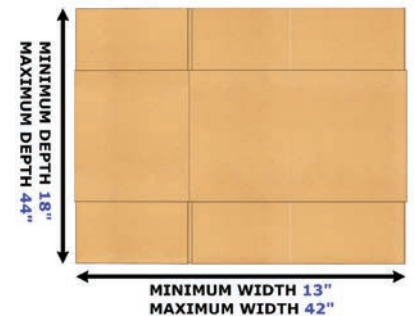
The robust machine design features ergonomic access points for quick handling and an easy to use HMI with enhanced enunciation for operator walked through change overs. HMI also features PackML program base and integrated controls to allow for one HMI to run the case packer and conveyors.

FEATURES AND BENEFITS

- 15-minute servo controlled product changeovers to minimize production downtime
- Designed to accommodate the largest range of case and optional tray sizes on a single machine
- Ergonomic access to clean and maintain the machine
- Optional RFID change parts to minimize operator errors reducing production downtime
- Simple and operator friendly color touchscreen interface
- Auxiliary Magazine for consistent KDF feeding



CASE DIMENSIONS



KDF DIMENSIONS

TYPICAL PRODUCT SPECIFICATIONS

Speed	Up to 26 cases per minute	Case Height	7 1/2" - 24"
Changeover Time:	Under 15-minutes	Case Sealing	Hot melt glue with full fill system and optional glue stitching patter.
Applications:	Rolled tissue, facial tissue, diapers and feminine hygiene products	Case Range	Knocked down length: 18 1/4" - 44 1/4" Knocked ddown width: 13" - 42"
Case Types:	RSC, HSC and optional trays	HMI	10" Allen-Bradley color touchscreen
Case Length:	12" - 28"	Electrical	NEMA 12
Case Width:	8" - 24"	Air Requirements	80 PSI

PRODUCT OPERATION

A. PACKER

Product is correlated and lifted up to the case for packing.

B. MAGAZINE

One KDF is separated from the stack.

C. CASE FORMER

The case is formed.

D. CASE LOADING STATION

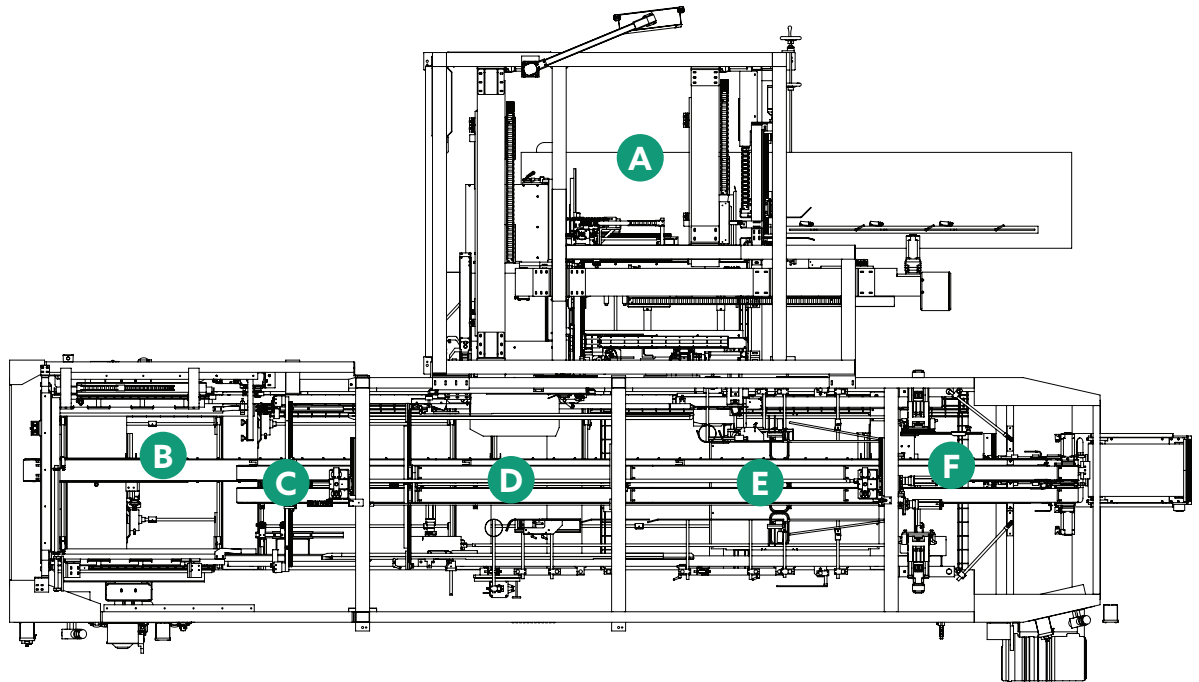
Case is loaded with the product.

E. GLUE STATION

Glue is applied to the case as it passes by the Glue guns towards the Compression station

F. COMPRESSION

Case compressed and seal flaps shut



Your packaging line should be simple to use.
That's why our equipment uses the latest technology.



©2018 ProMach Inc. ProMach reserves the right to change or discontinue specifications and designs shown in this brochure without notice or recourse
PM-ED-SP100_Edson_3600-HS Spec